



# ENVISION



Virginia  
Correctional  
Enterprises



[www.GoVCE.net](http://www.GoVCE.net) (800) 823-2823

# Workforce Development

## About Us

Virginia Correctional Enterprises is a self-supporting agency established by the Virginia General Assembly over 85 years ago to employ and train inmates in the Virginia Department of Corrections. VCE's job-training programs help Virginia to post among the lowest reincarceration rates in the country.

VCE products are constructed with pride and established industry certifications and standards.

VCE's mission is to strengthen future employment opportunities and marketable skills for inmate workers through on-the-job training and work development programs, supported by the production and delivery of quality products and services to our customers. VCE workforce development programs are voluntary, inmate workers apply, interview and are accepted into a program based on a predetermined set of criteria for each program.

## Preparing for a Successful Reentry

VCE Workforce Development employs strategies to improve the inmate workers' productivity in the workplace and provide the necessary skills to secure meaningful employment in the private sector upon their release from custody. VCE's workforce development programs focus on the inmate workers' ability to grow their skills and develop the tools needed for future success.

Program participants receive soft skills training through their participation in on-the-job training and classroom instruction, teaching them how to excel at communication, teamwork, time management, accountability, and lean practices.

Inmate workers learn specialized skills for modern industries, from powered industrial truck operations to AutoCAD to maintenance and sanitation solutions. This training is delivered in the form of Registered Apprenticeships, industry/vendor certification programs and workforce development programs.

## VCE ENVISION LINE COMPONENTS

All Hardware comes in Silver or Black. Locks will match hardware color selection.  
Grommets come in Gray or Black.



### Desk, Flush Full Modesty Panel

---

|           |                       |
|-----------|-----------------------|
| EV - D036 | 30" D x 36" W x 30" H |
| EV - D042 | 30" D x 42" W x 30" H |
| EV - D048 | 30" D x 48" W x 30" H |
| EV - D054 | 30" D x 54" W x 30" H |



### Desk, 4" Inset Full Back Panel

---

|           |                       |
|-----------|-----------------------|
| EV - D060 | 30" D x 60" W x 30" H |
| EV - D066 | 30" D x 66" W x 30" H |
| EV - D072 | 30" D x 72" W x 30" H |



### Desk, Ladder Leg

---

|           |                       |
|-----------|-----------------------|
| EV - M060 | 30" D x 60" W x 30" H |
| EV - M066 | 30" D x 66" W x 30" H |
| EV - M072 | 30" D x 72" W x 30" H |

See Accessories for Modesty Panel



### Desk, Square Leg

---

|           |                       |
|-----------|-----------------------|
| EV - M160 | 30" D x 60" W x 30" H |
| EV - M166 | 30" D x 66" W x 30" H |
| EV - M172 | 30" D x 72" W x 30" H |

See Accessories for Modesty Panel

# Desks



## Peninsula Desk, No Modesty Panel, Center

---

|           |                       |
|-----------|-----------------------|
| EV - P060 | 30" D x 60" W x 30" H |
| EV - P066 | 30" D x 66" W x 30" H |
| EV - P072 | 30" D x 72" W x 30" H |

Post Leg available in Black or Silver



## Peninsula Desk, No Modesty Panel, Left

---

|           |                       |
|-----------|-----------------------|
| EV - P160 | 30" D x 60" W x 30" H |
| EV - P166 | 30" D x 66" W x 30" H |
| EV - P172 | 30" D x 72" W x 30" H |

Post Leg available in Black or Silver



## Peninsula Desk, No Modesty Panel, Right

---

|           |                       |
|-----------|-----------------------|
| EV - P260 | 30" D x 60" W x 30" H |
| EV - P266 | 30" D x 66" W x 30" H |
| EV - P272 | 30" D x 72" W x 30" H |

Post Leg available in Black or Silver



## Peninsula Desk, 18" Modesty Panel, Left

---

|           |                       |
|-----------|-----------------------|
| EV - P360 | 30" D x 60" W x 30" H |
| EV - P366 | 30" D x 66" W x 30" H |
| EV - P372 | 30" D x 72" W x 30" H |

Post Leg available in Black or Silver



# Envision Collection



Peninsula Desk, 18" Modesty Panel, Right

---

|           |                       |
|-----------|-----------------------|
| EV - P460 | 30" D x 60" W x 30" H |
| EV - P466 | 30" D x 66" W x 30" H |
| EV - P472 | 30" D x 72" W x 30" H |

Post Leg available in Black or Silver



Peninsula Desk, Full Modesty Panel, Left

---

|           |                       |
|-----------|-----------------------|
| EV - P560 | 30" D x 60" W x 30" H |
| EV - P566 | 30" D x 66" W x 30" H |
| EV - P572 | 30" D x 72" W x 30" H |

Post Leg available in Black or Silver



Peninsula Desk, Full Modesty Panel, Right

---

|           |                       |
|-----------|-----------------------|
| EV - P660 | 30" D x 60" W x 30" H |
| EV - P666 | 30" D x 66" W x 30" H |
| EV - P672 | 30" D x 72" W x 30" H |

Post Leg available in Black or Silver



Free Standing Peninsula Desk, Full Modesty Panel, Left

---

|           |                       |
|-----------|-----------------------|
| EV - P772 | 30" D x 72" W x 30" H |
|-----------|-----------------------|

Square Leg available in Black or Silver



Free Standing Peninsula Desk, Full Modesty Panel, Right

---

|           |                       |
|-----------|-----------------------|
| EV - P872 | 30" D x 72" W x 30" H |
|-----------|-----------------------|

Square Leg available in Black or Silver

# Desks



Conference Desk, 18" Modesty Panel, Left

---

EV - G366  
EV - G372

30/42"D x 66" W x 30"H  
30/42"D x 72" W x 30"H

Post Leg available in Black or Silver



Conference Desk, 18" Modesty Panel, Right

---

EV - G466  
EV - G472

30/42"D x 66" W x 30"H  
30/42"D x 72" W x 30"H

Post Leg available in Black or Silver




Conference Desk, Full Modesty Panel, Left

---

EV - G566  
EV - G572

30/42"D x 66" W x 30"H  
30/42"D x 72" W x 30"H

Post Leg available in Black or Silver



Conference Desk, Full Modesty Panel, Right

---

EV - G666  
EV - G672

30/42"D x 66" W x 30"H  
30/42"D x 72" W x 30"H

Post Leg available in Black or Silver

# Envision Collection




Extended Curviliner Corner, Left Center

---

EV - E166  
EV - E172

24/36"D x 66" W x 30"H  
24/36"D x 72" W x 30"H



Extended Curvilinear Corner, Right Center

---

EV - E266  
EV - E272

24/36"D x 66" W x 30"H  
24/36"D x 72" W x 30"H




Curvilinear Corner Desk, Left

---

EV - E366  
EV - E372

30/42"D x 66" W x 30"H  
30/42"D x 72" W x 30"H



Curvilinear Corner Desk, Right

---

EV - E466  
EV - E472

30/42"D x 66" W x 30"H  
30/42"D x 72" W x 30"H

# Crendezas, Bridges, & Returns



Credenza, Full Modesty

---

EV - C060  
EV - C066  
EV - C072

24" D x 60" W x 30" H  
24" D x 66" W x 30" H  
24" D x 72" W x 30" H



Credenza, 10" Modesty

---

EV - C160  
EV - C166  
EV - C172

24" D x 60" W x 30" H  
24" D x 66" W x 30" H  
24" D x 72" W x 30" H



Bridge, Full Modesty

---

EV - B142  
EV - B148

24" D x 42" W x 30" H  
24" D x 48" W x 30" H



Bridge, 10" Modesty

---

EV - B242  
EV - B248

24" D x 42" W x 30" H  
24" D x 48" W x 30" H



# Envision Collection



## Return, Full Modesty, Left

---

|           |                       |
|-----------|-----------------------|
| EV - R136 | 24" D x 36" W x 30" H |
| EV - R142 | 24" D x 42" W x 30" H |
| EV - R148 | 24" D x 48" W x 30" H |
| EV - R154 | 24" D x 54" W x 30" H |
| EV - R160 | 24" D x 60" W x 30" H |
| EV - R166 | 24" D x 66" W x 30" H |
| EV - R172 | 24" D x 72" W x 30" H |



## Return, Full Modesty, Right

---

|           |                       |
|-----------|-----------------------|
| EV - R236 | 24" D x 36" W x 30" H |
| EV - R242 | 24" D x 42" W x 30" H |
| EV - R248 | 24" D x 48" W x 30" H |
| EV - R254 | 24" D x 54" W x 30" H |
| EV - R260 | 24" D x 60" W x 30" H |
| EV - R266 | 24" D x 66" W x 30" H |
| EV - R272 | 24" D x 72" W x 30" H |



## Return, 10" Modesty, Left

---

|           |                       |
|-----------|-----------------------|
| EV - R336 | 24" D x 36" W x 30" H |
| EV - R342 | 24" D x 42" W x 30" H |
| EV - R348 | 24" D x 48" W x 30" H |
| EV - R354 | 24" D x 54" W x 30" H |
| EV - R360 | 24" D x 60" W x 30" H |
| EV - R366 | 24" D x 66" W x 30" H |
| EV - R372 | 24" D x 72" W x 30" H |



## Return, 10" Modesty, Right

---

|           |                       |
|-----------|-----------------------|
| EV - R036 | 24" D x 36" W x 30" H |
| EV - R042 | 24" D x 42" W x 30" H |
| EV - R048 | 24" D x 48" W x 30" H |
| EV - R054 | 24" D x 54" W x 30" H |
| EV - R060 | 24" D x 60" W x 30" H |
| EV - R066 | 24" D x 66" W x 30" H |
| EV - R072 | 24" D x 72" W x 30" H |

# Hutches



## Hutch, Solid Doors, Locking

---

|           |                    |
|-----------|--------------------|
| EV - H060 | 14"D x 60"W x 36"H |
| EV - H066 | 14"D x 66"W x 36"H |
| EV - H072 | 14"D x 72"W x 36"H |
| EV - H078 | 14"D x 78"W x 36"H |




## Hutch, Aluminum Door

---

|           |                    |
|-----------|--------------------|
| EV - H160 | 14"D x 60"W x 36"H |
| EV - H166 | 14"D x 66"W x 36"H |
| EV - H172 | 14"D x 72"W x 36"H |
| EV - H178 | 14"D x 78"W x 36"H |

Doors available in Silver, aluminum doors do not lock



## Hutch, Aluminum Door with Posts

---

|           |                    |
|-----------|--------------------|
| EV - H260 | 14"D x 60"W x 36"H |
| EV - H266 | 14"D x 66"W x 36"H |
| EV - H272 | 14"D x 72"W x 36"H |
| EV - H278 | 14"D x 78"W x 36"H |

Stanchions and Doors available only in Silver, aluminum doors do not lock

# Envision Collection



## Hutch, Solid Door with Posts, Locking

---

|           |                    |
|-----------|--------------------|
| EV - H360 | 14"D x 60"W x 36"H |
| EV - H366 | 14"D x 66"W x 36"H |
| EV - H372 | 14"D x 72"W x 36"H |
| EV - H378 | 14"D x 78"W x 36"H |

Stanchions available only in Silver



## Tackboards

---

|            |                   |
|------------|-------------------|
| EV - TB060 | 1"D x 60"W x 18"H |
| EV - TB066 | 1"D x 66"W x 18"H |
| EV - TB066 | 1"D x 72"W x 18"H |
| EV - TB078 | 1"D x 78"W x 18"H |

Contact Sales or Design Representative for Fabric Options



## Tackboard/White Boards

---

|            |                   |
|------------|-------------------|
| EV - TW060 | 1"D x 60"W x 18"H |
| EV - TW066 | 1"D x 66"W x 18"H |
| EV - TW072 | 1"D x 72"W x 18"H |
| EV - TW078 | 1"D x 78"W x 18"H |

## Task Light

---



|                 |      |
|-----------------|------|
| LGHT RP17S0PS18 | 17"W |
|-----------------|------|

Must be purchased Separately

# Pedestals



Pedestal, Freestanding Box/Box/File

---

EV - F001

23 1/4"D x 16 1/2"W x 28 5/8"H



Pedestal, Freestanding File/File

---

EV - F002

23 1/4"D x 16 1/2"W x 28 5/8"H



Pedestal, Mobile Box/Box/File

---

EV - F003

23 1/4"D x 16 1/2"W x 28 5/8"H



Pedestal, Mobile File/File

---

EV - F004

23 1/4"D x 16 1/2"W x 28 5/8"H



Pedestal, Mobile Box/File with Cushion

---

EV - F005

23 1/4"D x 16 1/2"W x 24"H



Pedestal, Mobile Box/File for Height Adjustable Tables

---

EV - F006

17 5/8"D x 16 1/2"W x 22 5/16"H



Pedestal Front to Back File Bars

---

EV - FB013

1/8"H x 1 3/4"W x 13 7/16"D

*(Use only for 17-5/8"D PEDS)*

EV - FB018

1/8"H x 1 3/4"W x 18 7/16"D

*(Use only for 23-1/4"D PEDS)*

File Bars for front to back filing  
Must be purchased separately



# Lateral Files/Bookcase



Lateral File, For Under Worksurface Application, Locking

---

EV - F136

23 1/4"D x 35"W x 28 7/8"H



Lateral File, Free Standing, Locking

---

EV - F236

2 Drawer

24"D x 36"W x 30"H

EV - F336

3Drawer

24"D x 36"W x 43"H

EV - F436

4Drawer

24"D x 36"W x 56"H



Lateral File with 14"D Bookcase, Locking

---

EV - KF001

2 adjustable shelves

24"D x 36"W x 66"H



## Lateral File with 24"D Bookcase, Locking

---

EV - S536 24"D x 36"W x 66"H  
2 adjustable shelves

## Bookcase

---



EV - K001 14"D x 36"W x 30"H  
1 adjustable shelf

EV - K002 14"D x 36"W x 42"H  
2 adjustable shelves

EV - K004 14"D x 36"W x 66"H  
4 adjustable shelves

EV - K005 14"D x 36"W x 84"H  
5 adjustable shelves

# Storage Cabinets



## Kiosk, Left Door, Locking

---

|           |                    |
|-----------|--------------------|
| EV - S619 | 24"D x 24"W x 66"H |
| EV - S621 | 24"D x 36"W x 66"H |
| EV - S623 | 24"D x 42"W x 66"H |

## Kiosk, Right Door, Locking (not shown)

---

|           |                    |
|-----------|--------------------|
| EV - S620 | 24"D x 24"W x 66"H |
| EV - S622 | 24"D x 36"W x 66"H |
| EV - S624 | 24"D x 42"W x 66"H |



## Cabinet, Aluminum Doors with 2 Locking Lateral File Drawers

---

|           |                    |
|-----------|--------------------|
| EV - S736 | 24"D x 36"W x 66"H |
|-----------|--------------------|

2 adjustable shelves, aluminum doors do not lock



Cabinet, For Under Worksurface Application, Locking

---

EV - S236

23 1/4"D x 35"W x 28 7/8"H

1 adjustable shelf



Tall Cabinet, Double Doors, Locking

---

EV - S278

24"D x 36"W x 78"H

4 adjustable shelves



Tall Cabinet, Double Doors with 2 Lateral File Drawers, Locking

---

EV - S636

24"D x 36"W x 66"H

EV - S678

24"D x 36"W x 78"H

2 adjustable shelves

# Finishes/Accessories




Wild Cherry (WC)




Dusk To Dawn (DD)




Victorian Cherry (VC)



Grove Myrtle (GM)



Dark Walnut (WN)



Field Cherry (FC)



Linear Gray (MG)




Natural Oak (NO)



Riveria Maple (RM)



Township Maple (TM)



White (WH)



Black (BL)



Plastic Gray Grommet



Plastic Black Grommet



Silver Pull



Black Nickel Pull



H1 = Silver Hardware/Posts and/or Gray Grommet

H2 = Black Hardware/Posts and/or Black Grommet

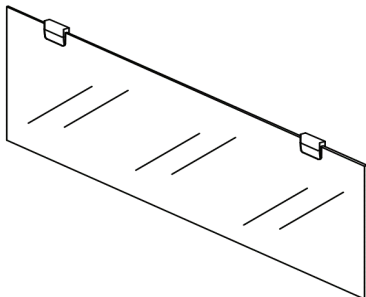
H3 = Silver Hardware/Posts and Black Grommet



Pencil Drawer

340PD 00 00BL

21.25" W x 16.25" D x 1.75" H



Frosted Glass Modesty Panel

A - FGMM1654

54" to fit 60" Desk

A - FGMM1660

60" to fit 66" Desk

A - FGMM1666

66" to fit 72" Desk


Frosted Glass Modesty Panels are available on Square & Ladder Leg Desks

# Reception Desks



Please contact your Sales/Design representative for available options.

# Envision Collection




Desk with Transaction Counter

EV - RC066

30" x 66"

EV - RC072


30" x 72"



Right Curvilinear Desk w/ Transaction Counter

EV - RC272

30/42" x 72"



Left Curvilinear Desk w/ Transaction Counter

EV - RC172

30/42" x 72"

# Reception Desks



## Right Return w/ Transaction Counter

---

|            |           |
|------------|-----------|
| EV - RC236 | 24" x 36" |
| EV - RC242 | 24" x 42" |
| EV - RC148 | 24" x 48" |



## Left Return w/ Transaction Counter

---

|            |           |
|------------|-----------|
| EV - RC136 | 24" x 36" |
| EV - RC142 | 24" x 42" |
| EV - RC148 | 24" x 48" |
| EV - RC136 | 24" x 36" |



## Corner w/ Transaction Counter

---

|            |           |
|------------|-----------|
| EV - RC040 | 36" x 36" |
|------------|-----------|



## Bridge w/ Transaction Counter

---

|             |           |
|-------------|-----------|
| EV - RCB142 | 24" x 42" |
|-------------|-----------|

## Silver Posts or Black Posts 8" or 12" High



K PS 08.SLV  
K PS 12.SLV

8" H Posts  
12"H Posts



K PS 08.BLK  
K PS 12.BLK

8" H Posts  
12"H Posts


## Frosted or Fluted Acrylic Screens 8" or 12" High



**Frosted**

8" H Frosted  
K SG0 0804.FROST FROSTED 4" W  
K SG0 0833.FROST FROSTED 33" W  
K SG0 0836.FROST FROSTED 36" W  
K SG0 0842.FROST FROSTED 42" W  
K SG0 0848.FROST FROSTED 48" W

12" H Frosted  
K SG0 1204.FROST FROSTED 4" W  
K SG0 1233.FROST FROSTED 33" W  
K SG0 1236.FROST FROSTED 36" W  
K SG0 1242.FROST FROSTED 42" W  
K SG0 1248.FROST FROSTED 48" W



**Fluted**

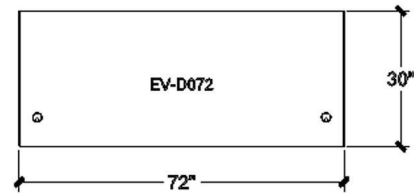
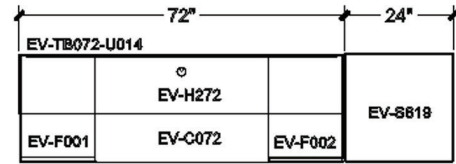
8" H Fluted  
K SG0 0804.FLUTE FLUTED 4" W  
K SG0 0833.FLUTE FLUTED 33" W  
K SG0 0836.FLUTE FLUTED 36" W  
K SG0 0842.FLUTE FLUTED 42" W  
K SG0 0848.FLUTE FLUTED 48" W

12" H Fluted  
K SG0 1204.FLUTE FLUTED 4" W  
K SG0 1233.FLUTE FLUTED 33" W  
K SG0 1236.FLUTE FLUTED 36" W  
K SG0 1242.FLUTE FLUTED 42" W  
K SG0 1248.FLUTE FLUTED 48" W

Please contact your Sales/Design representative for available options.



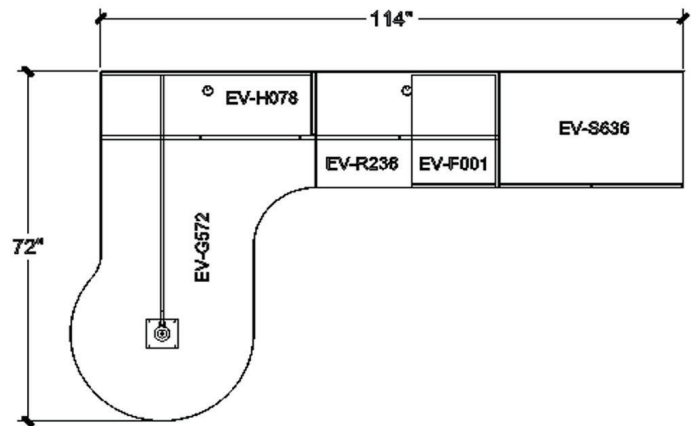
## ENVISION PLANNING TYPICAL TYPICAL #1



| Part Number     | Description                        |
|-----------------|------------------------------------|
| 1 EV-D072       | 30x72 Desk w/ 4" Inset             |
| 2 EV-C072       | 24x72 Credenza                     |
| 3 EV-F001       | BBF Pedestal                       |
| 4 EV-F002       | FF Pedestal                        |
| 5 EV-H272       | 14x72 Aluminum Door w/ Posts Hutch |
| 6 EV-S619       | 24x24x66 Kiosk Cabinet             |
| 7 EV-TB072-U014 | 72" Tackboard in Cross Check Black |

Shown in Township Maple, Gray grommets, and Silver hardware.

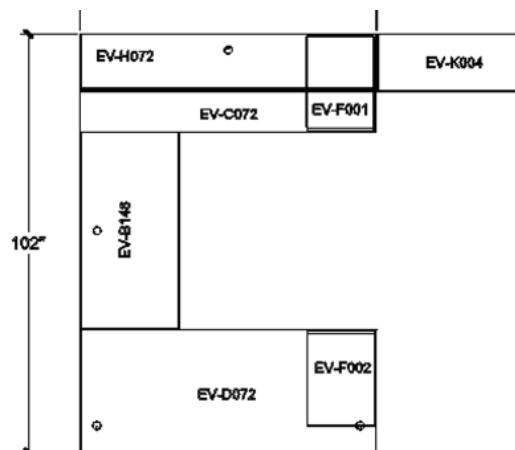
## ENVISION PLANNING TYPICAL TYPICAL #2



| Part Number | Description                                |
|-------------|--|
| 1 EV-G572   | 42x72 Left Conference Desk w/ Full Modesty |
| 2 EV-R236   | 24x36 Right Return                         |
| 3 EV-F001   | BBF Pedestal                               |
| 4 EV-H078   | 14x78 Hutch                                |
| 5 EV-S636   | 24x36x66 Storage Cabinet W/ Lateral Files  |

Shown in Dark Walnut with optional Two-Tone White, Gray grommets, and Silver hardware.

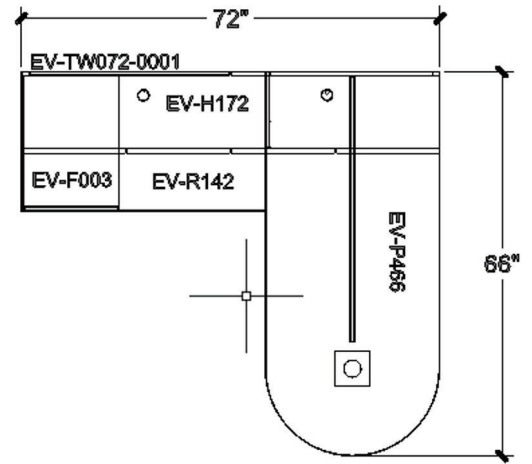
## ENVISION PLANNING TYPICAL TYPICAL #3



| Part Number | Description            |
|-------------|------------------------|
| 1 EV-D072   | 30x72 Desk w/ 4" inset |
| 2 EV-B148   | 24x48 Bridge           |
| 3 EV-C072   | 24x72 Credenza         |
| 4 EV-F001   | BBF Pedestal           |
| 5 EV-F002   | FF Pedestal            |
| 6 EV-H072   | 14x72 Hutch            |
| 7 EV-K004   | 14x36x66 Bookcase      |

Shown in Field Cherry, Black grommets, and Silver hardware.

## ENVISION PLANNING TYPICAL TYPICAL #4

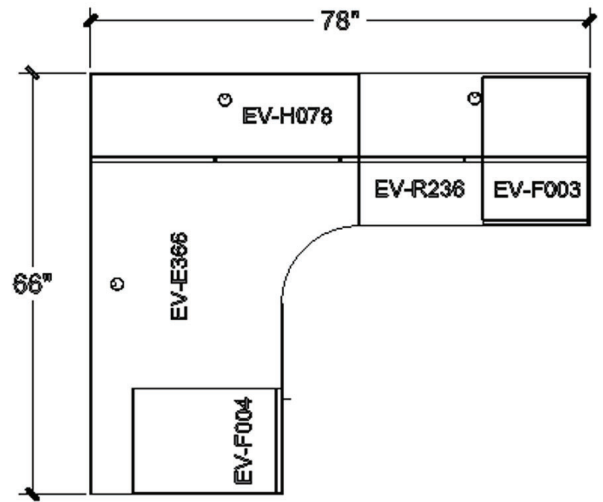


| Part Number     | Description                                  |
|-----------------|--|
| 1 EV-P466       | 30x66 Right Peninsula Desk w/ 18" Modesty    |
| 2 EV-R142       | 24x42 Left Return                            |
| 3 EV-F003       | BBF Mobile Pedestal                          |
| 4 EV-H172       | 14x72 Aluminum Door Hutch                    |
| 5 EV-TW072-0001 | 72" Whiteboard/Tackboard in Equal Aquamarine |

Shown in Linear Gray, Gray grommets, and Silver hardware.



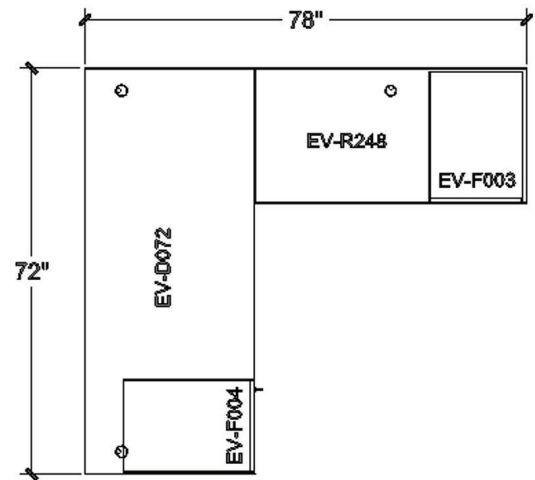
## ENVISION PLANNING TYPICAL TYPICAL #5



| Part Number | Description                 |
|-------------|-----------------------------|
| 1 EV-E366   | 30x66 Left Curvilinear Desk |
| 2 EV-R236   | 24x36 Right Return          |
| 3 EV-F003   | BBF Mobile Pedestal         |
| 4 EV-F004   | FF Mobile Pedestal          |
| 5 EV-H078   | 14x78 Hutch                 |

Shown in Dusk to Dawn, Black grommets, and Black hardware.

## ENVISION PLANNING TYPICAL TYPICAL #6



| Part Number | Description            |
|-------------|------------------------|
| 1 EV-D072   | 30x72 Desk w/ 4" inset |
| 2 EV-R248   | 24x48 Right Return     |
| 3 EV-F003   | BBF Mobile Pedestal    |
| 4 EV-F004   | FF Mobile Pedestal     |

Shown in Wild Cherry, Black grommets, and Silver Hardware.



## Worksurfaces

- Worksurfaces are 1-1/8" finished high pressure laminate
- Worksurfaces are 3mm edgebanded on all sides

## Side Panels

- Side panels are 3/4", finished on both sides with thermofused laminate
- Side Panels are edged with 3mm edgebanding on bottom and sides
- The floor levelers are adjustable allowing 1" height adjustment

## Back Panels

- 3/4" thick thermofused laminate

## Pedestals and Drawers

- Drawer fronts are 3/4" thick thermofused laminate
- Drawer fronts have 3mm thick edge banding on all sides
- Interior drawer construction from birch plywood
- Pedestal drawers open with arch stainless steel pull, located on center
- Lateral file drawers, open with two front arch stainless steel pulls
- Box drawers, File drawers, and Lateral file drawers, have impact resistance/soft closing slides
- Pedestal file drawers are standard with file support rails, accepting letter hanging files, filing from side to side. For front to back filing, additional file bars are available
- Lateral file drawers are standard with file support rails, accepting letter or legal hanging files, allowing front to back or side to side filing
- Lateral file drawers have interlocking safety system allowing only one drawer to be opened at a time, standard on all models
- Box drawers and file drawers are 20" (500mm) deep

## Lock Specifications

- Locks are available in silver or black finish
- Lock core can be changed allowing multiple units to be keyed alike
- One lock is standard on Box/Box/File pedestals, File/File pedestals, and Lateral files

## Finishes / Color Specifications

- Unit color may be ordered in any of the 10 finishes or two-tone
- Worksurface/drawer/door fronts can be ordered as black, white, or matching the base color of the unit

## Hutch and Cabinet Doors

- Are available in all finishes with locks
- An aluminum framed frosted acrylic door is only available without locks
- Standard soft closing hardware included

## Hardware Colors

- Pulls are available in silver or black
- Metal legs on desks are available in silver or black
- Hutch stanchions are available in silver or black
- Locks will match the hardware color selection

## Grommets

- Grommets have a diameter of 2-3/8". Available in gray or black



VIRGINIA  
CORRECTIONAL  
ENTERPRISES

Creating Quality Products  
and  
Promising  
Futures

Customer Contacts

Interim - Eastern Region Sales  
Contact Sales Manager

Kevin May - Western Region Sales

- 540-265-3150

- [Kevin.May@vadoc.virginia.gov](mailto:Kevin.May@vadoc.virginia.gov)

Karl Schnurr - Northern Region Sales

- 703-995-9772

- [Karl.Schnurr@vadoc.virginia.gov](mailto:Karl.Schnurr@vadoc.virginia.gov)

Robert Tilkey - Sales Manager

- 804-743-4107

- [Robert.Tilkey@vadoc.virginia.gov](mailto:Robert.Tilkey@vadoc.virginia.gov)

June Duvall - Central Region Sales

- 804-759-8421

- [June.Duvall@vadoc.virginia.gov](mailto:June.Duvall@vadoc.virginia.gov)

Barbara Miner - Design Manager

- 804-887-3994

- [Barbara.Miner@vadoc.virginia.gov](mailto:Barbara.Miner@vadoc.virginia.gov)

Customer Service

1-800-823-2823

[vcecustsrvc@vadoc.virginia.gov](mailto:vcecustsrvc@vadoc.virginia.gov)

[www.GoVCE.net](http://www.GoVCE.net)

# Thank you for your business

**GoVCE.net**

**VCEInk.net**

**Facebook.com/VCEStories**

**Instagram.com/VCEStories**



Virginia  
Correctional  
Enterprises



8030 White Bark Terrace | North Chesterfield, VA 23237

Customer Service

(800) 823-2823

[vcecustsvc@vadoc.virginia.gov](mailto:vcecustsvc@vadoc.virginia.gov)

Printed by Virginia Correctional Enterprises Digital Print Facility

EFFECTIVE SEPTEMBER 19, 2024