

# ATELIER 2 Lounge Collection by Dauphin

*Huddle in Style. Power for Productivity.*

Atelier 2 is an elegant soft seating program that brings functional design together with privacy to create dynamic spaces for meeting, eating or focus work. Available as a two or three seat sofa, with segmented seat and back cushions or pillows, Atelier 2 can also be combined with a connecting wall to create huddle stations, with optional peninsula table. The surface mount power with duplex and USB outlets are options that allow users to recharge their devices, while the connecting wall can be specified with a TV mounting bracket and zippered channel to conceal an LED/LCD power cord.



Integrated power  
channel stitching  
W60" H53"



Segmented back cushions  
no stitching  
W72" H53"

# Aleta by Dauphin

Aleta delivers great seating choices for a variety of applications. With its cubist/rectangular design and polished aluminum feet, Aleta is a powerhouse for high traffic areas and touchdown spaces. The array of products in this line include a single chair, two or three seat sofas, ottomans, benches and tables. In addition, there are many options available to ensure that Aleta meets your specific needs including power and data which can be integrated in the seating to keep everyone powered-up and connected.




AA15201  
Single Seat Lounge Chair



AA15270  
Two Seat Bench with Arms



AA15202  
Two Seat Sofa



AA15260, AA15160 and  
AA15360/61/GLS

# Aleta by Dauphin



# Aleta by Dauphin

## Chair and Sofas

AA15201 Shown For Reference



AA15201 Single Seat Chair  
 Seat Dimension: 21"W x 21"D x 17"H  
 Back: 21"W x 13"H  
 Overall: 32"W x 29"D x 30"H

AA15202 Two Seat Sofa  
 Seat Dimension: 42"W x 21"D x 17"H  
 Back: 42"W x 13"H  
 Overall: 53"W x 29"D x 30"H

AA15203 Three Seat Sofa  
 Seat Dimension: 63"W x 21"D x 17"H  
 Back: 63"W x 13"H  
 Overall: 74"W x 29"D x 30"H

## Tables

AA15261/GLS Shown For Reference



AA15161/CST Sq. Table with Customer's Top  
 AA15161/GLS Sq. Table with Glass Top  
 AA15161/GRN Sq. Table with Granite Top  
 Overall: 21"W x 21"D x 13"H

AA15261/CST Rect. Table with Customer's Top  
 AA15261/GLS Rect. Table with Glass Top  
 AA15261/GRN Rect. Table with Granite Top  
 Overall: 42"W x 21"D x 13"H

## Standard


### Description

Construction Full Panel Box Construction Using CARB Compliant Plywood. Superior Construction Passes GSA Heavy Duty Furniture Test FNAE-80-214A. Full Panel Box for Seat Back and Arms Allows for the Incorporation of Power and Other Accessories


Loose Seat Cushions Inner Spring Cushion Construction  
 Polished Metal Legs Rectangular Polished Metal Legs




Natural Maple



Dark Walnut/Java



Light Mahogany/Brandy



Dark Mahogany/Cabernet

## Ottoman and Benches

AA15160 Ottoman  
 Overall: 21"W x 21"D x 17"H

AA15260 Two Seat Bench  
 Overall: 42"W x 21"D x 17"H

AA15360 Three Seat Bench  
 Overall: 63"W x 21"D x 17"H

## Benches with Arms

AA15270 Shown For Reference



AA15270 Two Seat Bench With Arms  
 Overall: 53"W x 21"D x 17"H

AA15370 Three Seat Bench With Arms  
 Overall: 74"W x 21"D x 17"H

## Benches with Arms and Table

AA15370/61/CST Two Seat Bench, Arms & Customer's Top  
 AA15370/61/GLS Two Seat Bench, Arms & Glass Table  
 AA15370/61/GRN Two Seat Bench, Arms & Granite Table  
 Overall: 74"W x 21"D x 17"H

AA15360/61/CST Two Seat Bench & Customer's Top  
 AA15360/61/GLS Two Seat Bench & Glass Table Top  
 AA15360/61/GRN Two Seat Bench & Granite Table Top  
 Overall: 63"W x 21"D x 17"H

## Options

### Description

Writing Tablet 16" Diameter Black Textured Foil Surface. Rotates 360°. Standard on Right Unless Specified

Int. Cup Holder Polished Metal, Standard on Left Arm or on Arm Opposite Writing Tab. Unless Specified

Sq. Stitch Upholstery On Front of Back  
 Contrasting Seat Fab. Select Fabric/Leather Different from Back & Arms

Power and Data See Dauphin Price List  
 Casters Available for Single Seat Models Only

Ganging Conn. Set To Gang Two Units

Cal 133 Fire Code Fire Barrier Applied Under the Upholstery  
 Wood Arm Cap See Dauphin Finishes (Left)



CC0020  
Two Seat Sofa

City Club is an updated version of a classic chair. With its polished aluminum feet and crisp lines, City Club is a discerning chair for distinguished places. Comfortable and stylish, this chair delivers a strong presence and is an excellent choice to grace your dynamic spaces. From financial institutions to education or medical establishments, City Club will help you create spaces that promote collaboration, increase productivity, and inspire innovation.



CC0010  
Single Seat Chair  
With Optional Rear Casters



CC0010  
Single Seat Chair  
With Optional Swivel Base

# City Club by Dauphin



**Single Seat Chair**    CC0010 Shown For Reference  
 Seat Dimension: 21"W x 20"D x 17"H  
 Overall: 28"W x 29"D x 28.5"H

CC0010                  Single Seat Lounge Chair

**Two Seat Sofa**        CC0020 Shown For Reference  
 Seat Dimension: 48"W x 20"D x 17"H  
 Overall: 57"W x 29"D x 28.5"H

CC0020                  Two Seat Sofa

**Three Seat Sofa**      CC0030 Shown For Reference  
 Seat Dimension: 69"W x 20"D x 17"H  
 Overall: 77"W x 29"D x 28.5"H

CC0030                  Three Seat Sofa

<b>Standards</b>	Description
Classic Club Design	Slanted Arm for Enhanced Comfort
Feet	Polished Aluminum


<b>Options</b>	Description
Casters at Rear	For Single Seat Chair for Ease of Mobility
Writing Tablet	16" Diameter Black Textured Foil Surface. Rotates 360°, Standard on Right Unless Specified
Contrasting Fabric	Select Fabric/Leather Different from Back & Arms
Swivel Base	Polished Metal – For Single Seat Chair
Cal 133 Fire Code	Fire Barrier Applied Under the Upholstery
Power and Data	See Dauphin Price List
Cone Shaped Feet	See Below




Natural Maple



Dark Walnut/Java




Light Mahogany/Brandy



Dark Mahogany/Cabernet

# HiLine by Dauphin



HL6518/48/53/LWF

HiLine is an unpretentious lounge furnishing that brings functional design together with privacy to create a dynamic space for people to connect. This seating line is available as a Bench, Bench with Backrest, or Bench with Backrest and Privacy Wall. Whichever model fits your particular needs, rest assured it will deliver a pleasant and agreeable place to meet through an inner spring seat cushion that provides superior comfort not easily found in today's commercial seating products.



HL6518/48



HL6518/48/53



# Hiline by Dauphin



# Hiline by Dauphin

## Benches HL6500/48 Shown For Reference



- HL6500/48      48" Wide Bench  
 Seat: 17"H  
 Overall: 48"W x 30"D x 17"H
- HL6500/72      72" Wide Bench  
 Seat: 17"H  
 Overall: 72"W x 30"D x 17"H

## Sofas HL6518/48 Shown for Reference



- HL6518/48      48" Wide Sofa  
 Seat: 17"H  
 Backrest: 35"H From Floor  
 Overall: 48"W x 30"D x 35"H
- HL6518/72      72" Wide Sofa  
 Seat: 17"H  
 Backrest: 35"H From Floor  
 Overall: 72"W x 30"D x 35"H
- HL6518C/30      Corner Sofa  
 Seat: 17"H  
 Backrest: 35"H From Floor  
 Overall: 30"W x 30"D x 35"H

## Standards Description

- |              |                        |
|--------------|------------------------|
| Construction | CARB Compliant Plywood |
| Legs         | Polished Metal         |

## Sofa with Walls HL6518/48/53LWF Shown For Reference



- HL6518/48/53      48" Wide Units with 53" High Walls  
 HL6718/48/53L      Sofa with Back Wall  
 HL6718/48/53R      Sofa with Back Wall & Left Wall  
 HL6518/48/53LWF      Sofa with Back Wall & Right Wall  
                                  Sofa with Back Wall & 2 Side Walls  
                                  Sofa with Markerboard Back Wall  
 Seat: 17" H  
 Backrest: 35"H From Floor  
 Overall: 48"W x 31"D x 53"H
- HL6518/72/53      72" Wide Units with 53" High Walls  
 HL6718/72/53L      Sofa with Back Wall  
 HL6718/72/53R      Sofa with Back Wall & Left Wall  
 HL6718/72/53      Sofa with Back Wall & Right Wall  
 HL6518/72/53      Sofa with Back Wall & 2 Side Walls  
                                  Sofa with Markerboard Back Wall  
 Seat: 17" H  
 Backrest: 35"H From Floor  
 Overall: 72"W x 31"D x 53"H
- HL6518C/30/53      Corner Sofa with 53" Walls  
 Seat: 17" H  
 Backrest: 53"H From Floor  
 Overall: 31"W x 31"D x 53"H

## Options Description

- |                    |  |
|--------------------|--|
| Multiple Fabric    | Select Different Fabrics for Seat Back and Walls |
| Ganging Conn. Set  | To Gang 2 Units                                  |
| Call 133 Fire Code | Fire Barrier Applied Under the Upholstery        |



## *Relaxed Sophistication, Comfort by Design*

Defined by spectacular lines, the lightweight and modern Averio lounge chair and table provide a versatile solution for a wide range of interiors –from relaxed casual spaces all the way to prestigious executive offices.

# Averio by Dauphin



The Averio lounge chair's nest-like design is extremely comfortable and allows for inner seat and outer back areas to be upholstered in different fabrics creating dynamic color combinations. In addition to the bent steel rod frame, the chair is available in a classic four-star base with auto-return cylinder. Both bases are available in black or polished metal.



Averio's companion side table with its signature bent rod steel frame can be surfaced in clear glass, wood or solid surface (black or white faux marble).



## *Classic Character, Designed for Comfort*

Timeless design and outstanding comfort meet meticulous craftsmanship and attention to detail with Destino. Striking and inviting, the Destino collection makes a statement in any environment from executive offices and reception areas to hotel lobbies.

# Destino by Dauphin



Club Chair



Loveseat



Sofa

Influenced by the design elements of the classic English Chesterfield sofa, Destino's handcrafted upholstery features distinctive seams and tufted buttons that can be customized with contrasting colors.



Reefs adapt to the unique requirements of organizations, individuals and tasks. The shape of each configuration is determined by the type of activity it will support. The ability to customize through fabric and finish combinations inspires endless design solutions that enhance the work environment.

# Reefs by Dauphin



People looking to concentrate will find the Reefs individual work sofa a quiet island for focus work. A choice of power modules and an inset table for a coffee cup or personal items make this the perfect nook for mobile work with power-hungry devices.



## *Freestanding*



Bench



Bench with single backrest



Bench with backrests

## *Freestanding*



Bench with 14" table



Bench with 14" table and backrest



Individual work sofa with acoustic screens and cushions

## *Connect*



Bench, starter unit




Bench, add-on unit with partial backrests



Bench, end unit with backrest

# Junxion by Dauphin

## *Junxion L-Shape Media Lounge*



### **A) Leg with floor leveler**

Silver epoxy coated 2" square tube legs include a leveler to ensure stability on uneven floors.

### **B) Corner table**

The corner table has a raised upholstered surface and offers optional tops in clear glass, white laminate or expressed plywood in a variety of finishes.

### **C) Back cushion**

A single fixed back cushion that spans the seat units is standard. Loose back pillows are optional in place of the single fixed back cushion.

## *Junxion L-Shape Media Lounge*



### **D) Work shelf**

Includes an undershelf hook to hang personal belongings.

### **E) Integrated power & data**

Power & data receptacles can be placed anywhere on the walls or seat structure and are powered by 3-pin plugs. Several options exist, including USB ports to power PDA's.

### **F) Inner spring seat cushion**

Ensures a consistently comfortable seat and minimizes puddling of upholstery over time.

# Junxion by Dauphin

## *Junxion Angled Media Lounge*



### **A) Work shelf**

Includes an undershelf hook to hang personal belongings.

### **B) Integrated power & data**

Power & data receptacles can be placed anywhere on the walls or seat structure and are powered by 3-pin plugs. Several options exist, including USB ports to power PDA's.

### **C) Back cushion**

A single fixed back cushion that spans the seat units is standard. Loose back pillows are optional in place of the single fixed back cushion.

## *Junxion Angled Media Lounge*



### **D) Leg with floor leveler**

Silver epoxy coated 2" square tube legs include a leveler to ensure stability on uneven floors.

### **E) Acoustic walls**

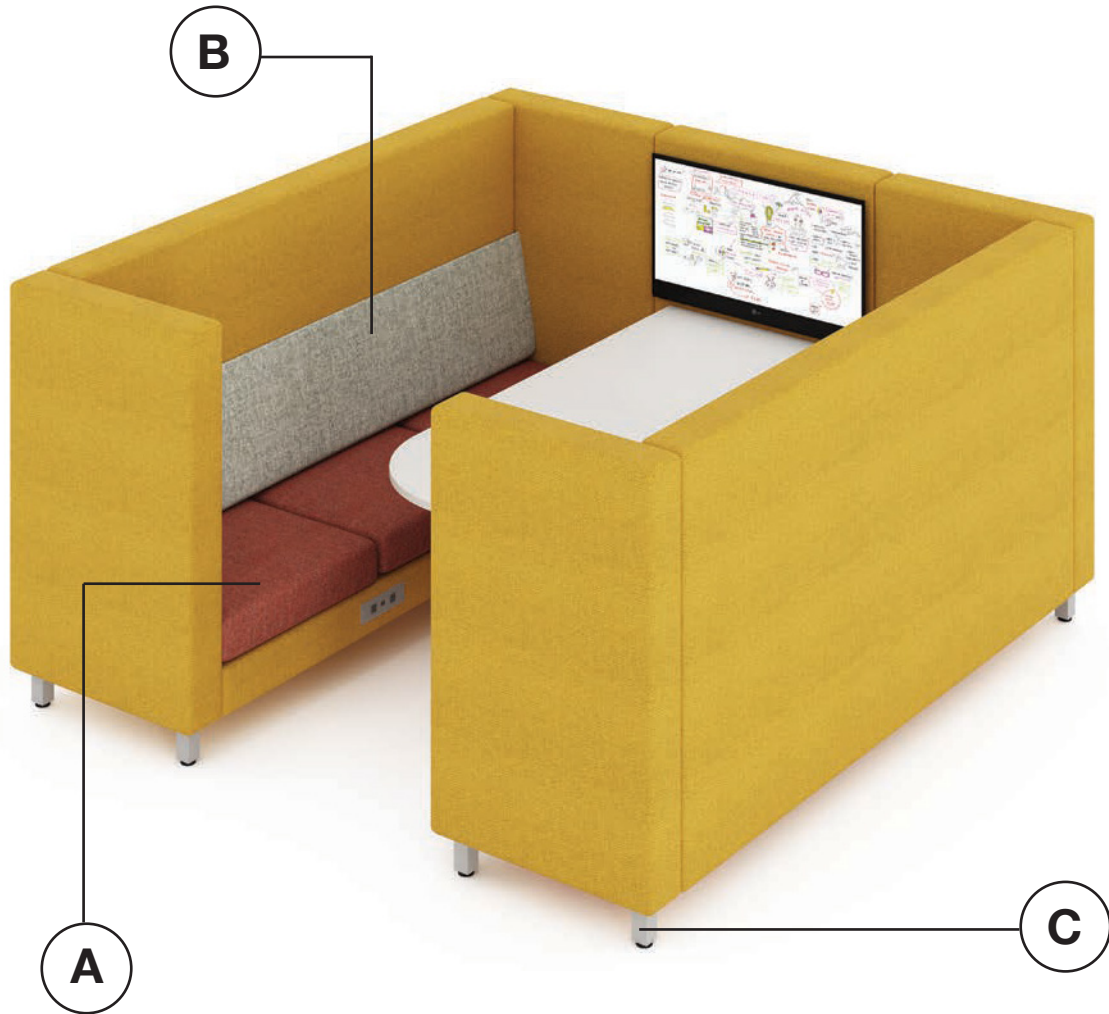
6" acoustic walls provide the basis for conveying power and technology.

### **F) Inner spring seat cushion**

Ensures a consistently comfortable seat and minimizes puddling of upholstery over time.

# Junxion by Dauphin

## *Junxion Huddle Booth*



### **A) Inner spring seat cushion**

Ensures a consistently comfortable seat and minimizes puddling of upholstery over time.

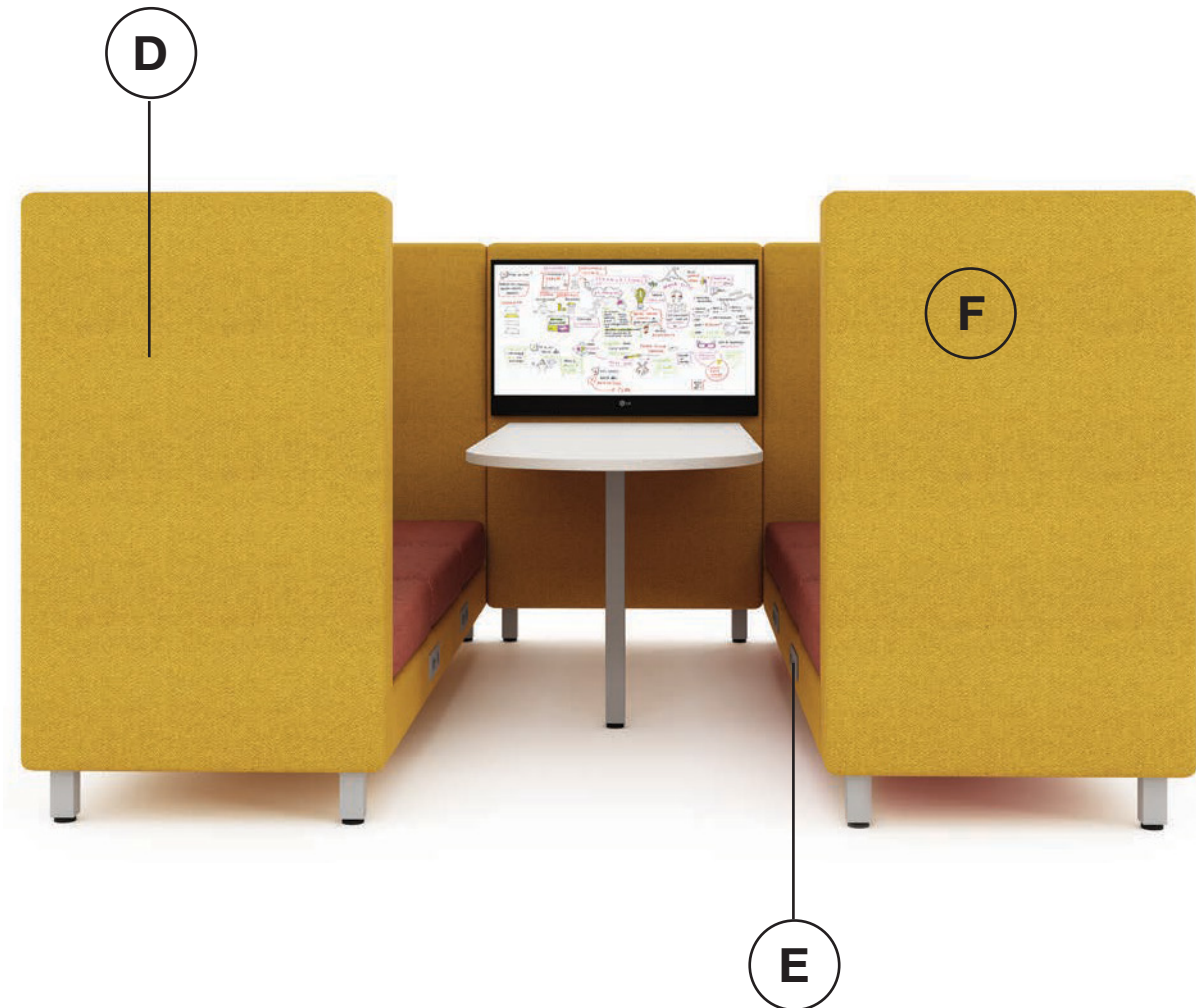
### **B) Back cushion**

A single fixed back cushion that spans the seat units is standard. Loose back pillows are optional in place of the single fixed back cushion.

### **C) Leg with floor leveler**

Silver epoxy coated 2" square tube legs include a leveler to ensure stability on uneven floors.

## *Junxion Huddle Booth*



### **D) Acoustic walls**


6" acoustic walls provide the basis for conveying power and technology.

### **E) Integrated power & data**

Power & data receptacles can be placed anywhere on the walls or seat structure and are powered by 3-pin plugs. Several options exist, including USB ports to power PDA's.

# Junxion by Dauphin

## *Junxion Banquette*



### **A) Inner spring seat cushion**

Ensures a consistently comfortable seat and minimizes puddling of upholstery over time.

### **B) Back cushion**

A single fixed back cushion that spans the seat units is standard. Loose back pillows are optional in place of the single fixed back cushion.

### **C) Disc base table**

White laminated tops mounted on disc bases ensure comfortable leg clearance. The disc bases have adjustable glides.



## *Junxion Banquette*



### **D) Integrated power & data**

Power & data receptacles can be placed anywhere on the walls or seat structure and are powered by 3-pin plugs. Several options exist, including USB ports to power PDA's.

### **E) Shared back banquette**

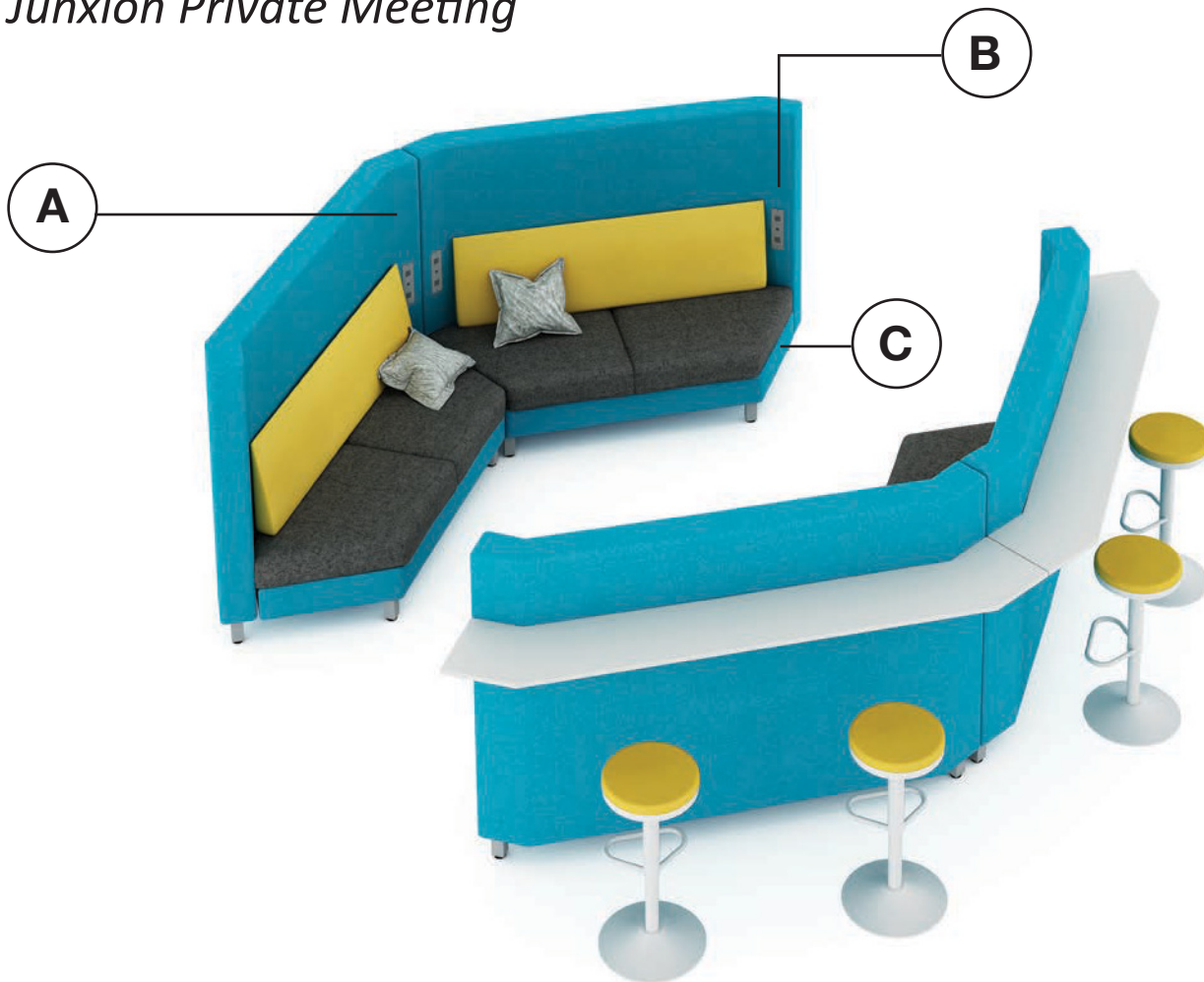
Saves floor space and is cost effective. When installing power in this unit, only a single power source is needed.

### **F) Work shelf**

Includes an undershelf hook to hang personal belongings.

# Junxion by Dauphin

## *Junxion Private Meeting*



### **A) Noise reduction walls**

Demonstrated by ASTM 423 testing methods to absorb incoming sound and improve acoustic privacy.


### **B) Integrated power & data**

Power & data receptacles can be placed anywhere on the walls or seat structure and are powered by 3-pin plugs. Several options exist, including USB ports to power PDA's.

### **C) Decorative throw pillows**

Available in 16" x 16" or 16" x 8" sizes, these throw cushions are an easy way to provide design interest to any Junxion configuration. Cushions available boxed, with piping or with a knife/flange edge.

## *Junxion Private Meeting*



### **D) Leg with floor leveler**

Silver epoxy coated 2" square tube legs include a leveler to ensure stability on uneven floors.

### **E) Back cushion**

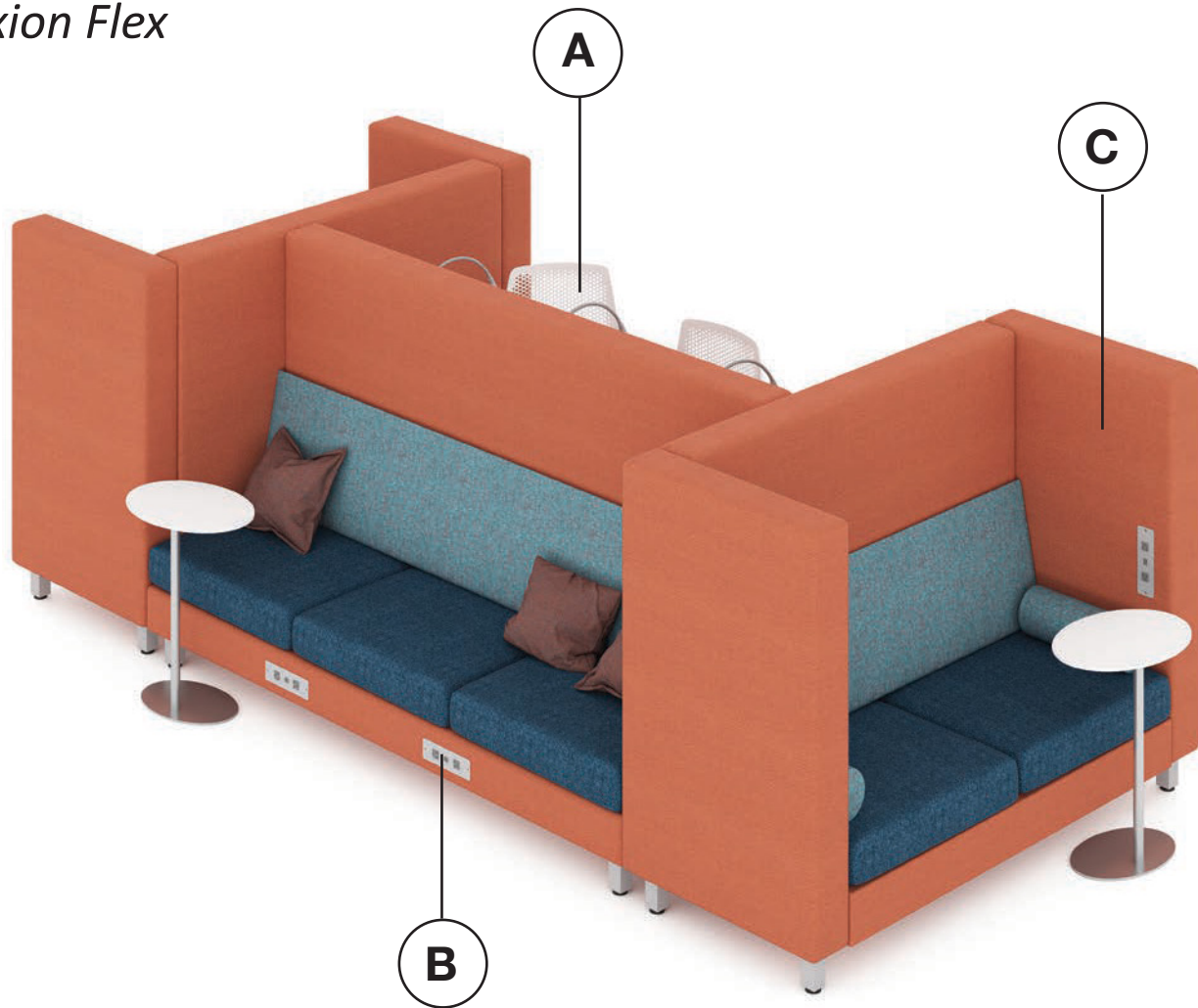
A single fixed back cushion that spans the seat units is standard. Loose back pillows are optional in place of the single fixed back cushion.

### **F) Inner spring seat cushion**

Ensures a consistently comfortable seat and minimizes puddling of upholstery over time.

# Junxion by Dauphin

## *Junxion Flex*



### **A) Freely adjustable task lighting**

The task lamp is built into the unit to provide adjustable lighting that can illuminate focused areas.

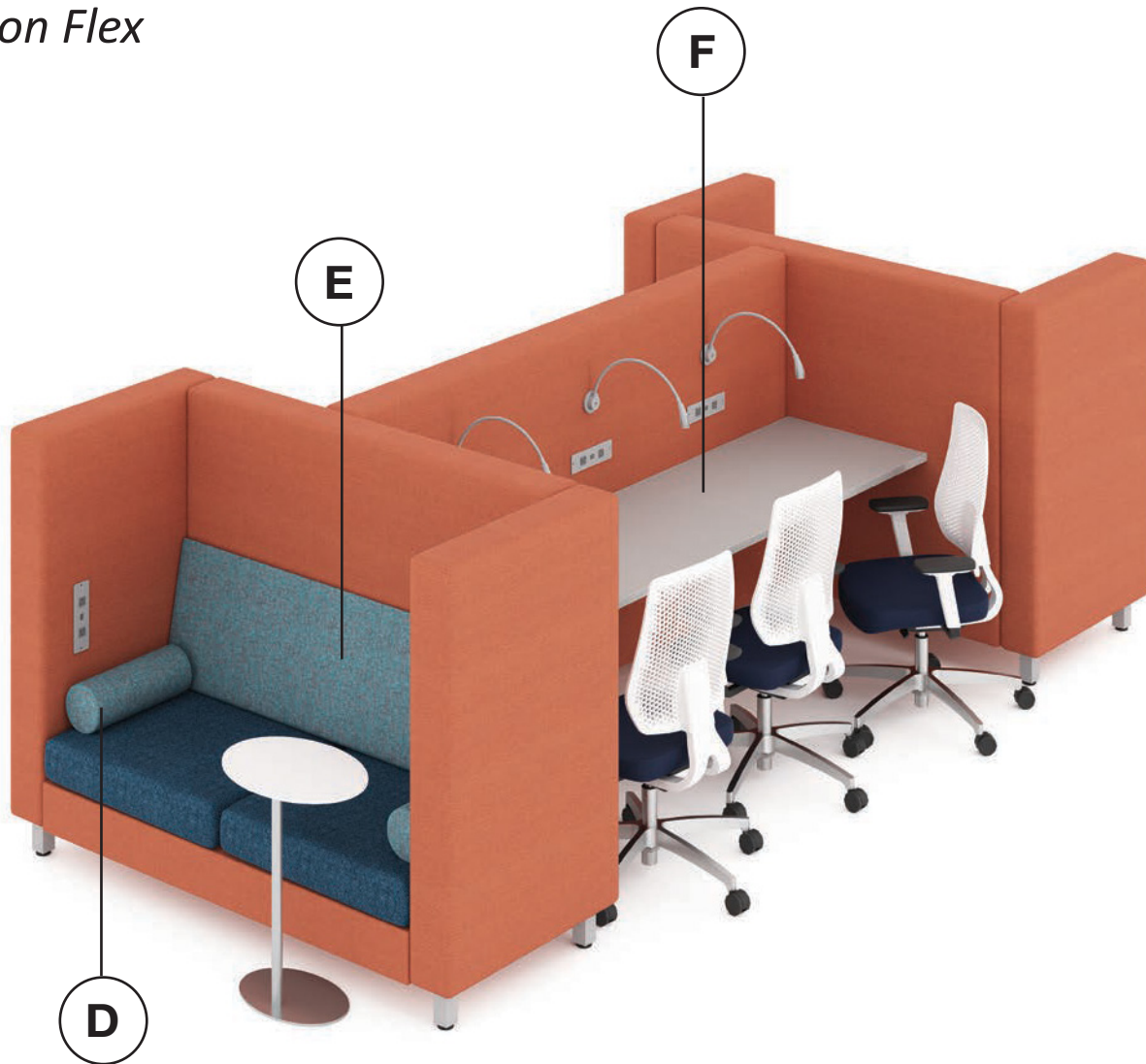
### **B) Integrated power & data**

Power & data receptacles can be placed anywhere on the walls or seat structure and are powered by 3-pin plugs. Several options exist, including USB ports to power PDA's.

### **C) Acoustic walls**

6" acoustic walls provide the basis for conveying power and technology.

## Junxion Flex



### D) Bolster cushion

Silver epoxy coated 2" square tube legs include a leveler to ensure stability on uneven floors.

### E) Back cushion

The corner table has a raised upholstered surface and offers optional tops in clear glass, white laminate or expressed plywood in a variety of finishes.

### F) Work space

Ideal for people working remotely, this area allows for integrated power and data and privacy conducive for focus work.