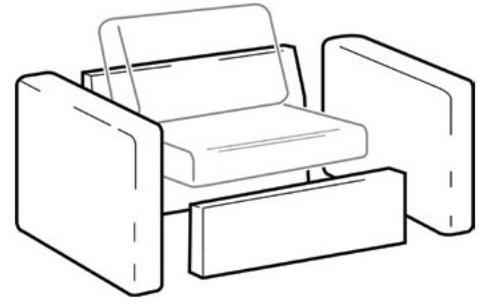


# Will 650 Series by Nightingale



W29" D28.5" H30"



| MODULAR CONSTRUCTION |



## FEATURES

Modular construction parts that snap and lock into place for solid, secure comfort – no tools required and one person can deliver and assemble in minutes. Components are easily replaced if required.

The upholstery features high-density, high-resiliency foam on a wood frame design for strength and durability. Legs with satin aluminum finish are standard.



## ***DESIGN***

Fully upholstered steel frame design for strength and durability with high density, high resiliency molded foam for comfort and support.



W25.5" D18" H31"

# EDGE by Nightingale

It is time to be  
on the Edge.

Sit on the Edge. Define the Edge of class, the Edge of style, the Edge of mid-century modern sophistication. And then be carried over into a whole new world of comfort.



## Depth of Versatility

Edge is lounge. It is collaborative. It is guest/side. It is conference. Edge is made for break out areas, for thinking spaces, for lobbies made to impress. With its depth of comfort, base options and multiple upholstery layouts, edge is soft seating wherever soft seating needs to be.

# Danforth II by Nightingale



## ***ENGAGE YOUR SENSES***

The Danforth II Series offers a classic look that can be configured to fit any space. It's a lounge solution that will allow your work life to feel as comfortable as possible.

## ***DESIGN***

With easily replaceable components and quickly assembled modular construction, the Danforth II is built to last. The perfect combination of comfort, style and functionality.



Modular Construction

# Danforth II by Nightingale

## FEATURES

### **KEEP ORGANIZED**

Optional built-in swivel desk component for your convenience. Available on select models only.

### **DESIGNED FOR COMFORT**

High-density, high-resiliency foam for durability and comfort.



### **STAY CHARGED**

With optional electrical and USB port.

### **EXTRA FLARE**

Polished aluminum square legs standard.

# Danforth II by Nightingale

## *ARM OPTIONS*

The Danforth II has three arm options:  
Straight, Rolled, and Modern Flair.



Straight Arms



Modern Flaired Arms



Rolled Arms

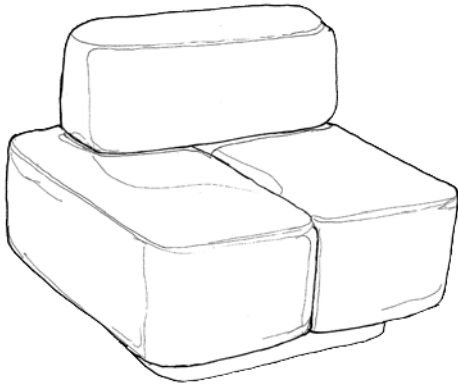
### **LOUNGE CHAIR**

Designed by Rane Vaskivuori / Valvomo.  
Easily adjustable and functionally practical.  
Designed for lobbies, collaborative work areas,  
open meeting areas and large public venues.  
Features an innovative adjustable backrest offering the flexibility to  
create unique and personalized configurations easily (901). California  
Fire Code #117.  
Meets or exceeds ANSI/BIFMA standards.



# Rane by Nightingale

## DIMENSIONS



Model:	901	900	902
OVERALL			
width	36"	36"	36"
depth	36"	18"	36"
height	29.5"	16"	16"
Seat Height:	16.5"	16.5"	16"
Weight:	95lbs	32lbs	80lbs
Volume:	19 cu ft	9 cu ft	19 cu ft
KD Volume:	n/a	n/a	n/a
Inside Arm:	n/a	n/a	n/a
Seat Depth:	23"	17.5"	35"
Seat Width:	35"	35"	35"
Back Height:	12.5"	n/a	n/a
Back Width:	30"	n/a	n/a





# Joey by Nightingale

Joey's upholstery features high-density, high resiliency foam over a plywood frame. The steel base is finished with a high-impact silver epoxycoat using an electrostatic application for corrosion resistance.

## *FEATURES*



# JOEY by Nightingale

## TEXTILES

The Joey can be upholstered using high-quality textiles, vinyls, and leathers. We have a variety of colors and grades to choose from. Joey Lounge System components are easily separated and combined.



1310  
HEAVENLY | HEAVENLY COLLECTION  
H35 | Cornflower

1310  
FELT MELANGE | SOLID COLLECTION  
FELT14 | Flora

# Joey by Nightingale

1310  
MOGULS | STRETCH COLLECTION  
MO2243 | Birch



# Trullo by Nightingale

## FEATURES

### **STAY FOCUSED**

Designed with thick, dual-panels that are fully upholstered to help you filter unwanted ambiance.

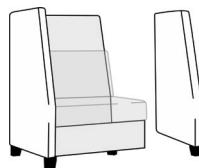


### **STAY POWERED**

Optional power outlet and dual USB ports so you'll never run out of battery.

### **MODULAR CONSTRUCTION**

Parts that snap and lock into place-no tools required. Easy to move, assemble, and replace promoting longevity of use.



### **BRUSHED ALUMINUM LEGS**

Sturdy aluminum legs, coated with silver proxy and plastic glides.

# Trullo by Nightingale

## DESIGN

The Trullo features fully upholstered, dual-panel for a semi-private and focus friendly seating arrangement. Optional power/USB socket so you'll never have to search for an outlet—or get below 10%. Complete the collection with our side tables and benches.



3001-DT-EL



3032-DT



3011-DT



3022-DT



3047-DT

# Trullo by Nightingale

## TEXTILES



3001-EL  
CLASSIC COLLECTION  
Knockout | Harbour Blue



3022  
PATTERN COLLECTION  
Fuse | Pepper