

STYLELINKS™

Benching






FOCUS IN STYLE

All benching designs begin with a charge to create furniture that encourages both team and individual productivity as efficiently as possible. StyleLinks answers the call uniquely by offering a floating top, simple leg design, and multitasking features throughout.

It all starts at the steel frame. Single- and dual-sided conformations provide each user with a 24" or 30" deep workstation. Combinations of starter, adder, and perpendicular frame sections can be used to construct long runs of benching or wrap-around command centers with equal ease. The telescoping beams within those frames make dramatic reconfigurations more affordable as each frame can accommodate a range of worksurface sizes.

Atop the frames, worksurfaces appear to float weightlessly. Like the frames, StyleLinks worksurfaces have regular rectilinear shapes that make them easy to combine in a variety of ways. Dual-sided frames use two identical abutting worksurfaces—one for each user.

This two-worksurface solution for dual-sided benching allows privacy screens to be anchored directly to the base for unwavering stability and makes the sliding worksurface option a reality for both users.



Cable Management - can be as easy as sliding out the worksurface and running cords in the revealed trough.



Tool Rail - makes privacy screens multi-functional by letting you mount lighting or accessories on them.



Storage Options - include lockers, mobile pedestals, and a variety of credenzas, providing ample room for personal items.



Standard Lock - requires a traditional key for entry.



CREATE STYLISH INTERACTION AREAS

Specifying dual-sided benching without privacy or divider screens gives the furniture a collaborative conference table-like vibe. If uninterrupted shared space is in demand, StyleLinks delivers by giving you several ways to keep electrical cords and cables out of sight.

The sliding worksurface option allows users to slide out an individual worksurface in a controlled fashion to access the electrical and cable trough within the base's beam. A complete 10-wire electrical system can also be safely concealed within the furniture components to bring building power from a single top or base feed to receptacles under the worksurface for multiple users.

This may be the digital age, but successful collaborations sometimes require low-tech methods. Whether your group brainstorms best with dry erase markers, an easel pad, or pushpins in hand, the Mobile Screen has got you covered. Substrates for Mobile Screens include magnetic dry erase, tackable fabric, and printed or unprinted acrylic.

You can also mix and match materials by adding a magnetic tackable-fabric bulletin board and magnetic tool rail to a dry erase Mobile Screen or easel hooks to any of them. Because Mobile Screens can be moved easily and ganged together, they can be used in tandem to visually divide collaborative areas from individual workstations in an open office plan.



Easel Hook & Ganging Mechanism - transform Mobile Screens into brainstorming centers and room dividers.



Mobile Screens - are available in 72" or 80" heights and 36" or 42" widths to create an expansive canvas for your biggest ideas.






Floating Top - creates a lightness of scale and modern aesthetic that conveys StyleLinks efficiency of design.




Padlock Option - includes a built-in hasp to accept a user-supplied lock.



Combination Lock (top)
Digital Lock (bottom) - don't require users to bring anything with them to store or access objects.



Sliding Worksurface - provides easy access to a power management trough when adding or replacing equipment.



Screen Dividers - are available in 13" or 19" heights in framed acrylic and 13", 19" and 31" heights in framed fabric.





LINK MULTIPLE APPLICATIONS

The most common way to gain a little privacy in an open office environment is through the use of screens. In addition to the monolithic 72" or 80" high Mobile Screens, StyleLinks offers two subtler types above the worksurface to visually define spaces without making them feel closed off. Privacy screens run lengthwise and keep a glance up from becoming accidental eye contact across a dual-sided desk, while divider screens keep colleagues who sit side-by-side from encroaching on one another's territory.

Divider screens are available in two configurations. Standard divider screens attach to privacy screens at one end; free-standing divider screens attach directly to the worksurface at both ends, a must for desking that abuts a wall or sees single-sided use.

Likewise, privacy screens are available in three varieties: frameless, framed, and supporting. An integrated tool rail option helps framed screens multi-task, but supporting screens do it as a matter of course—supporting overheads or counter shelves for users on both sides of the desking.

Other StyleLinks storage solutions include pedestal files, credenzas and lockers. A laminate drawer-front option and distinctive applied pulls set the pedestals apart. Similarly styled credenzas offer custom combinations of open adjustable shelving and pencil, box, and file drawers. Lastly storage lockers with four security options let you select the locking method that fits your needs best, whether it's standard keyed, combination, digital, or padlocks.

StyleLinks also lets you take efficient desking to new heights with 42" Café Height Benching. All Café Height Benching uses a single-sided base with modesty panels for extra rigidity, but a Teaming Table with its oversized worksurface can accommodate users on both sides. Efficient, simple, and multi-functional, StyleLinks offers more than a new way to connect to your colleagues; it offers a new way to connect to your potential.



Modesty Panel - conceals cables and cords run between the floating top and base and provides additional rigidity.



Electrical Under Rail - provides duplex receptacles for multiple workstations from a single top or base feed.



VIRGINIA CORRECTIONAL ENTERPRISES

VCE Customer Service: (800) 823-2823

VCE Design Manager: Barbara Miner (804) 887-3994

[//www.govce.net](http://www.govce.net)
[//www.facebook.com/VCEStories](https://www.facebook.com/VCEStories)